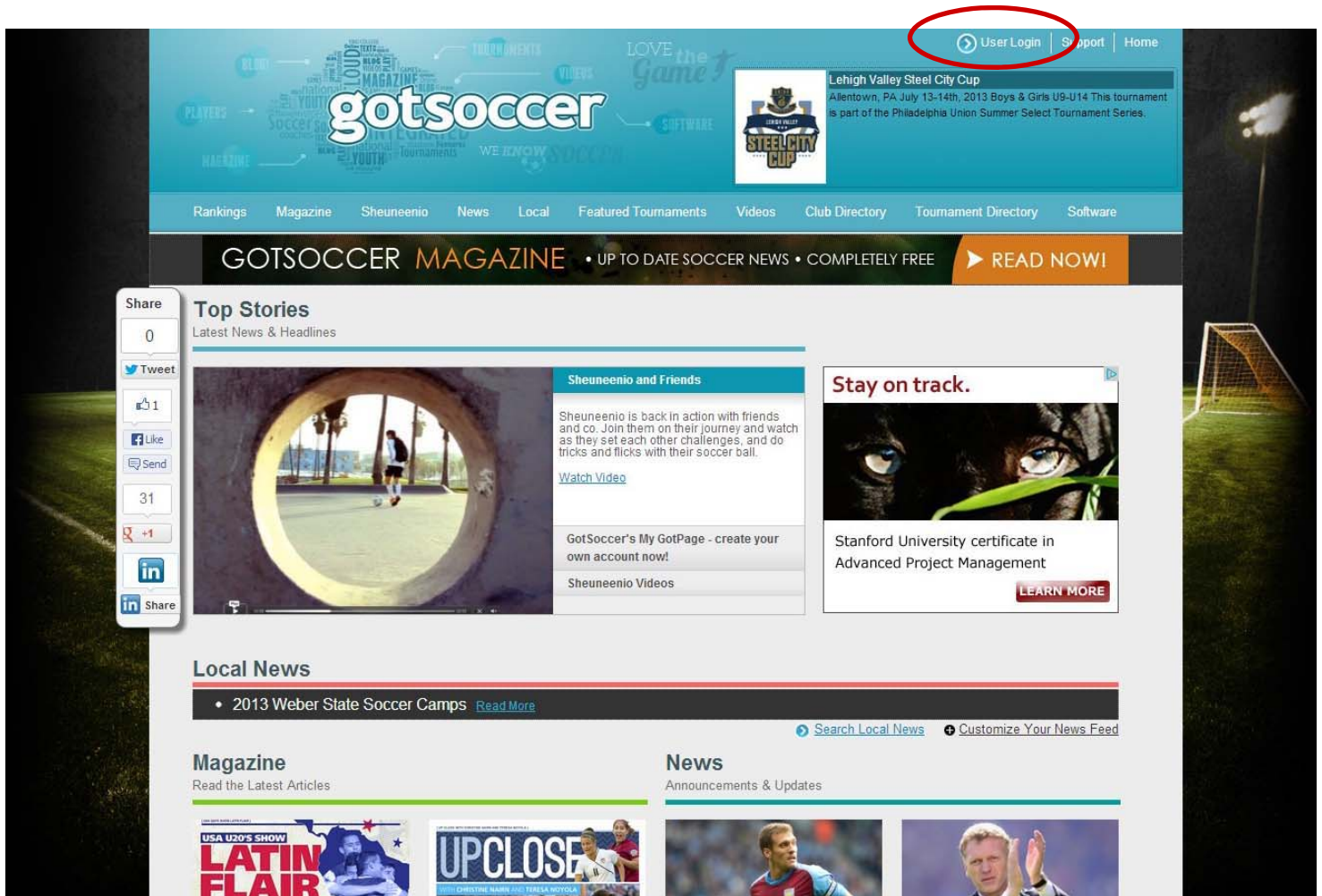


Instructions for completing an ESSA background check in Got Soccer

Step 1

To complete your Got Soccer background check, go to <https://home.gotsoccer.com>. Click on “User Login” in the upper right-hand corner of the page. (See image below)



Instructions for completing an ESSA background check in Got Soccer

Step 2

On the Login page, click on the “Login” link under “Teams and Team Officials” located midway down the page. If you enter the information in the “Username” and “Password” under “Login to Your Gotsoccer Account”, it will not log you in. (See image below)

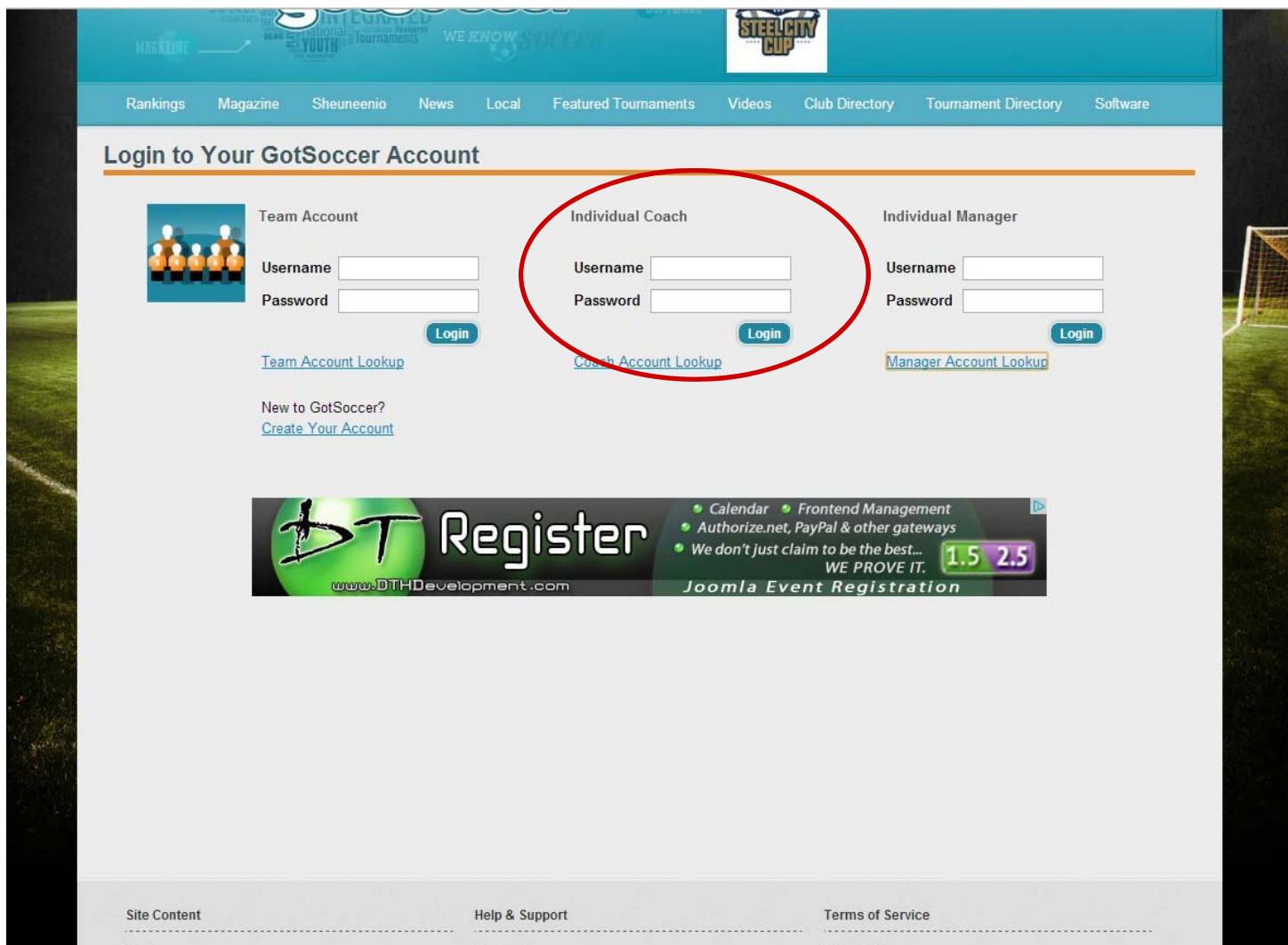
The screenshot shows the GotSoccer website's login page. The header includes the 'gotsoccer' logo and navigation links: Rankings, Magazine, Sheuneenio, News, Local, Featured Tournaments, Videos, Club Directory, Tournament Directory, and Software. A sidebar on the right features a 'CFC/Soccerhead College Showcase 2013' announcement and a 'Big City. Bigger Heart.' advertisement for VisitFortWayne.com.

The main content area is titled 'Login to Your GotSoccer Account'. It features a 'New! GotSoccer Universal Account' announcement, a login form with fields for Username, Password, and a 'Remember Username' checkbox, and links for 'Create Universal Account', 'Account Lookup', and 'Login with Facebook'. Below this is the 'Original Member Account Login' section with links for Organizations, College Coaches, Teams & Team Officials, Players & Families, and Event Scheduling/Scoring. The 'Teams & Team Officials' link is circled in red.

Instructions for completing an ESSA background check in Got Soccer

Step 3


Enter the “Username” and “Password” under “Individual Coach”. Your login will not work under “Team Account” or “Individual Manager”. (See image below)



The screenshot shows the 'Login to Your GotSoccer Account' page. The page has a teal header with navigation links: Rankings, Magazine, Sheuneenio, News, Local, Featured Tournaments, Videos, Club Directory, Tournament Directory, and Software. Below the header, the login section is titled 'Login to Your GotSoccer Account'. It features three login options: Team Account, Individual Coach, and Individual Manager. The Individual Coach section is circled in red. Each section has a 'Username' and 'Password' input field, a 'Login' button, and a 'Look up' link. At the bottom, there is a 'New to GotSoccer? Create Your Account' link and a 'DT Register' banner for Joomla Event Registration.

Rankings Magazine Sheuneenio News Local Featured Tournaments Videos Club Directory Tournament Directory Software

Login to Your GotSoccer Account

 Team Account	Individual Coach	Individual Manager
Username <input type="text"/>	Username <input type="text"/>	Username <input type="text"/>
Password <input type="password"/>	Password <input type="password"/>	Password <input type="password"/>
Team Account Lookup	Coach Account Lookup	Manager Account Lookup

New to GotSoccer?
[Create Your Account](#)

DT Register
www.DTHDevelopment.com
Joomla Event Registration

- Calendar
- Frontend Management
- Authorize.net, PayPal & other gateways
- We don't just claim to be the best... WE PROVE IT.

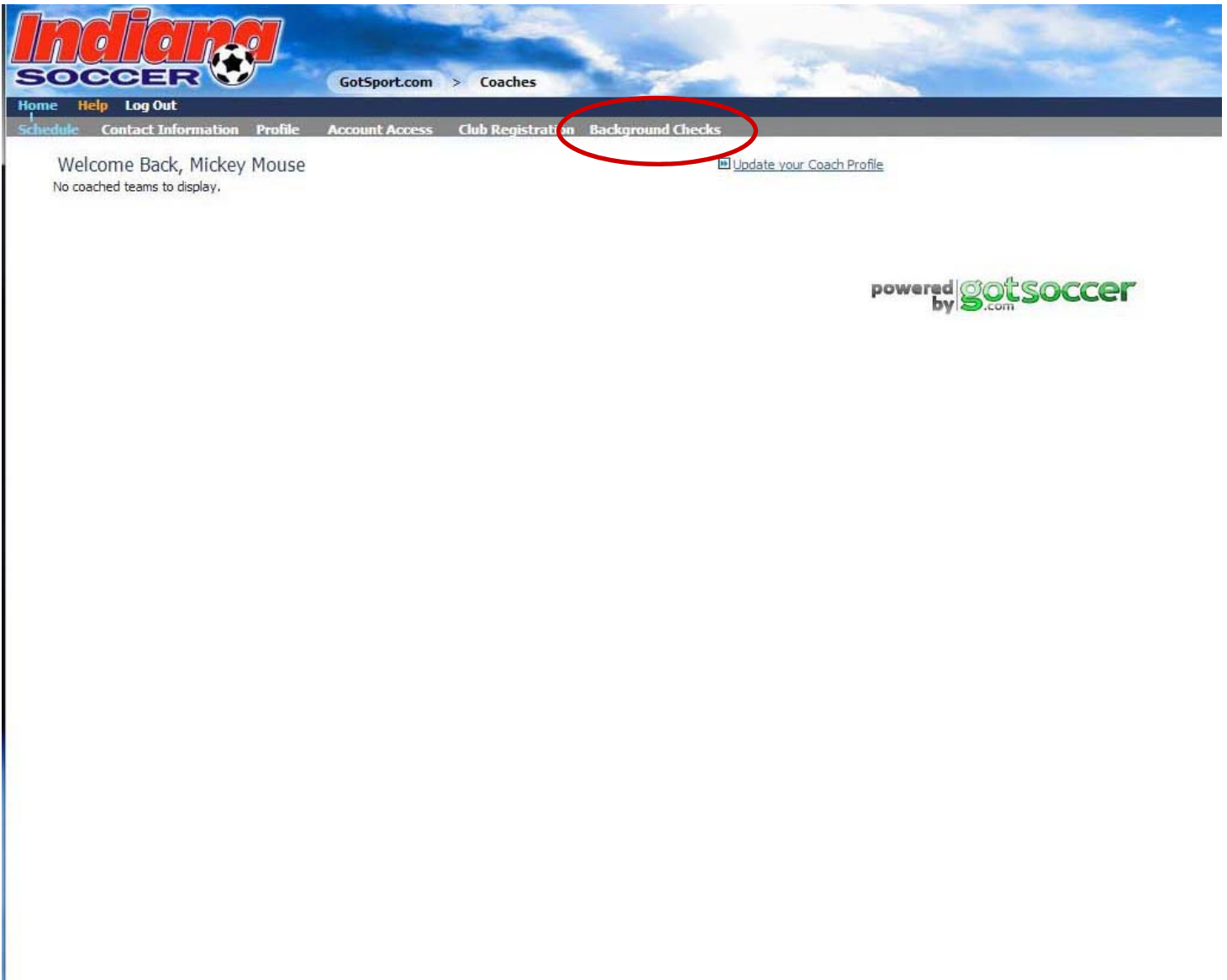
1.5 2.5

Site Content Help & Support Terms of Service

Instructions for completing an ESSA background check in Got Soccer

Step 4

Click on “Background Check” in the gray bar located under the header. (See image below)



Instructions for completing an ESSA background check in Got Soccer

Step 5

Click on “Submit new report” under “Age Verification Information. (See image below)

The screenshot shows the Indiana Soccer website interface. At the top, there is a header with the "Indiana SOCCER" logo and a navigation bar with links: Home, Help, Log Out, Schedule, Contact Information, Profile, Account Access, Club Registration, and Background Checks. The main content area is titled "Age Verification Information" and includes a sub-section "Current Age Verification Report". The text states: "Your profile does not currently have any age verification data attached. If you have recently submitted a report it may still be awaiting processing. If you do not have a pending report listed you may click the Submit Report button to submit a new report." The "Submit New Report" button is circled in red. Below this text, there is a "Check Reports" button. To the right, there is a "Risk Management" section with a yellow background, containing "Contact Information" (Phone: 317-829-0560, Fax: 317-829-0555, Email: state@soccerindiana.org, Address: 5440 Herbert Lord Road, Indianapolis, IN 46216) and a note: "Reports older than 5/11/2011 have expired". At the bottom right, there is a logo for "powered by gotsoccer.com".

